

## Linear Functions and Graphing—Pre-Test

1. Define the following terms in your own words:

- a. Linear function
- b. Domain
- c. Range
- d. Function notation

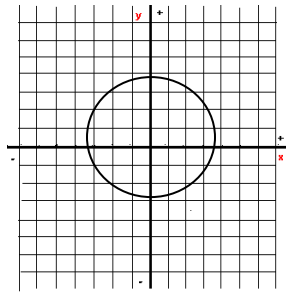
2. Determine if the following relations are functions by using the method most appropriate: domain and range, vertical line test, or plotting points.

a.  $x - y = 5$

b.  $\{(2,3),(-3,4),(8,11),(4,3)\}$

c.

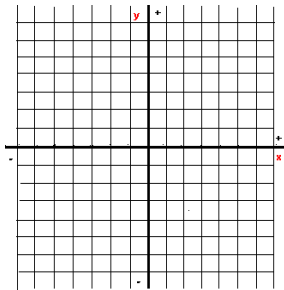
d.  $x = 2y^2$



3. Graph the following functions using the method described.

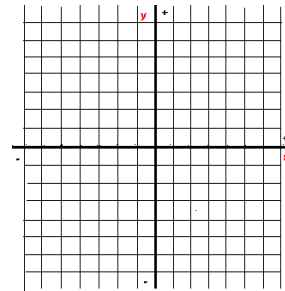
a. Use ordered pairs to graph the following function.

$$f(x) = 3x + 2$$



b. Write the following equation in function notation and then find the x-intercept and y-intercept to graph the function.

$$x + 3y = -3$$



Function: \_\_\_\_\_

## Linear Functions and Graphing—Post-Test

1. Define the following terms in your own words:

- a. Linear function
- b. Domain
- c. Range
- d. Function notation

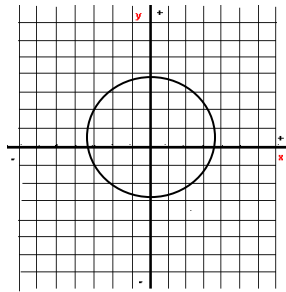
2. Determine if the following relations are functions by using the method most appropriate: domain and range, vertical line test, or plotting points.

a.  $2x - y = 3$

b.  $\{(4, -1), (5, -2), (7, 13), (-2, -1)\}$

c.

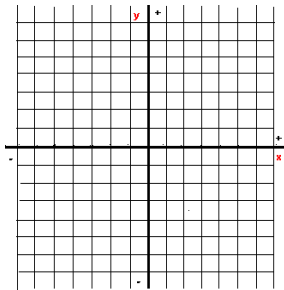
d.  $x = 3y^2$



3. Graph the following functions using the method described.

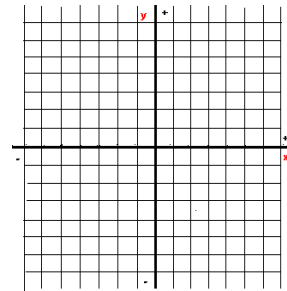
a. Use ordered pairs to graph the following function.

$$f(x) = 2x + 5$$



b. Write the following equation in function notation and then find the x-intercept and y-intercept to graph the function.

$$x + 4y = -8$$



Function: \_\_\_\_\_